


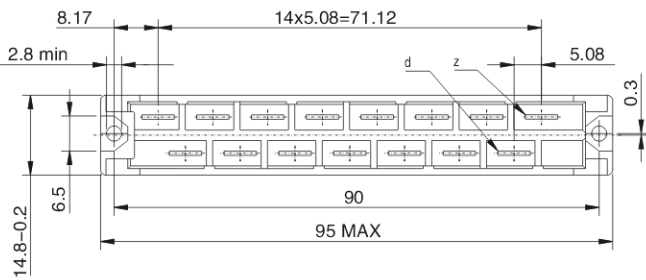
Vertical Female Type H15 Connectors



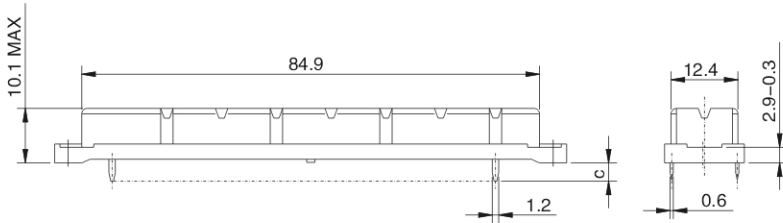
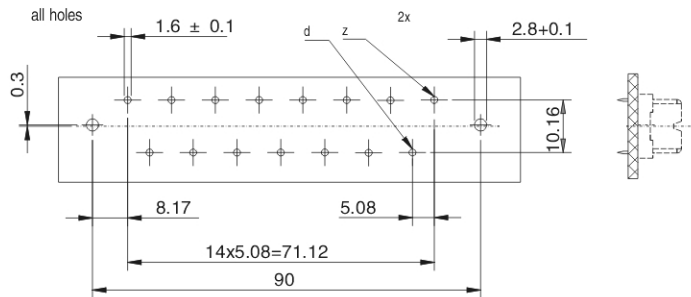
Option:

- Extended male contact
- Variations
- Please refer to page 46 for complete part number coding
- Other variations, please consult factory

Dimensions



Recommended P.C.B. layout



Contact arrangement view from termination side



Ordering Information

NO. OF CONTACTS	15
POSITION	d+z
TERMINATION	PART NUMBER
4.0 mm	125-3-159-12-30
10.0 mm	125-3-159-16-30

CODE NO.	12	16
C =	4.0	10
T =	0.6x1.2	0.6x1.2

Remarks:

- 12---Straight solder tail length 4.0mm
- 16---Straight solder tail length 10.0mm
- T---Termination Cross Section (Thickness x Width)

Dimensions shown are for reference purpose only, All dimensions are in millimeters unless otherwise specified.