136

female header 2.0mm pitch H6.35 Vertical SMT Type

Technical Data :

Insulator Material:	High Temperature Thermoplastic,UL 94V-0
Contact :	stamped and formed,Phosphor Bronze
Plating:	Au or Sn over Nickel
Current Rating :	1 Amp
Contact resistance:	20 milliohms Max.
Insulator resistance :	1000 Megohms min.
Dielectric withstanding :	AC 500V for 1 Minute.
Operating Temperature:	-55°C to +105°C.
Max. processing Temp:	230°C for 30-60 seconds. 260°C for 10 seconds.
Mates with :	Pitch 2.0mm, □0.50mm male header

RoHS Compliant

Vertical SMT TYPE

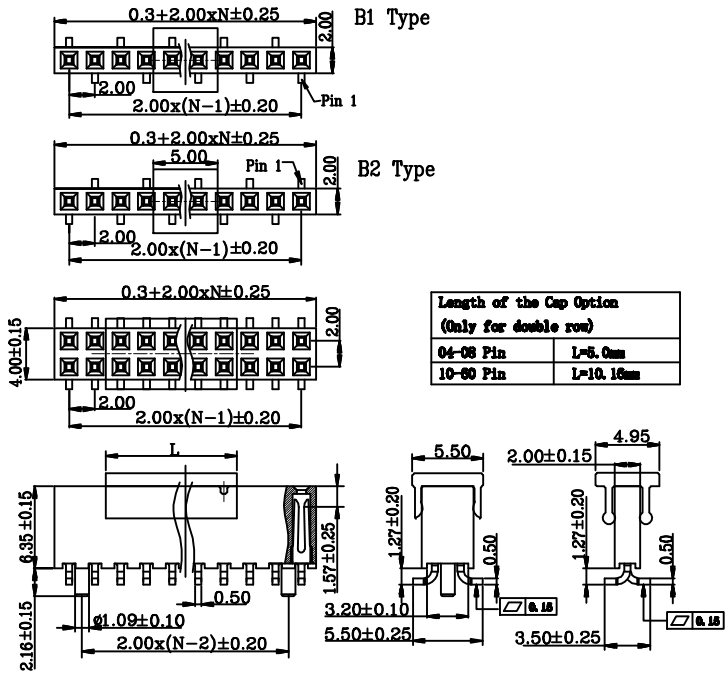

Length of the Cap Option (Only for double row)	
04-08 Pin	L=5.0mm
10-60 Pin	L=10.16mm

B1 Type P.C.B. LAYOUT

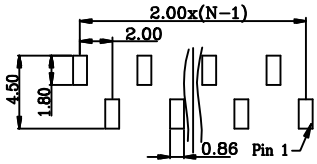

B2 Type P.C.B. LAYOUT

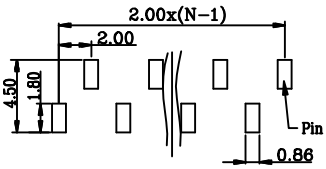

P.C.B. LAYOUT

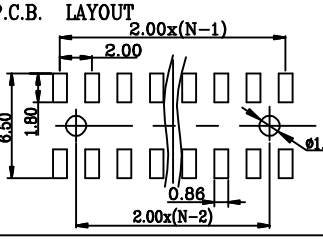

How to order

1 3 6 – □□□□ – □□ – □□ – □ – □ – □□

Serie-Nr. | Nr.of Contact. Connector Type | Nr.of Row | Plating | Cap option | packing | Location Peg

Number of contact	Code
single row	02-30
double row	04-60

Connector Type	Code
Vertical Type	30

Nr.of Row	Code
B1 single row	10
B2 single row	11
double row	20

Pick & Place	Code
W/ Cap	1
W/O Cap	2

Plating option	Code
Full gold flash plated	10
Tin plated	50
Selective gold flash plated	60
10u"Selective gold plated	610
15u"Selective gold plated	615
20u"Selective gold plated	620
30u"Selective gold plated	630

Packing option	Code
Tube	1
Tape & Reel	2

Location Peg	Code	Note
W/ Location Peg only for double row	10	8Pin Min
W/O Location Peg	00	

W.E.