


348

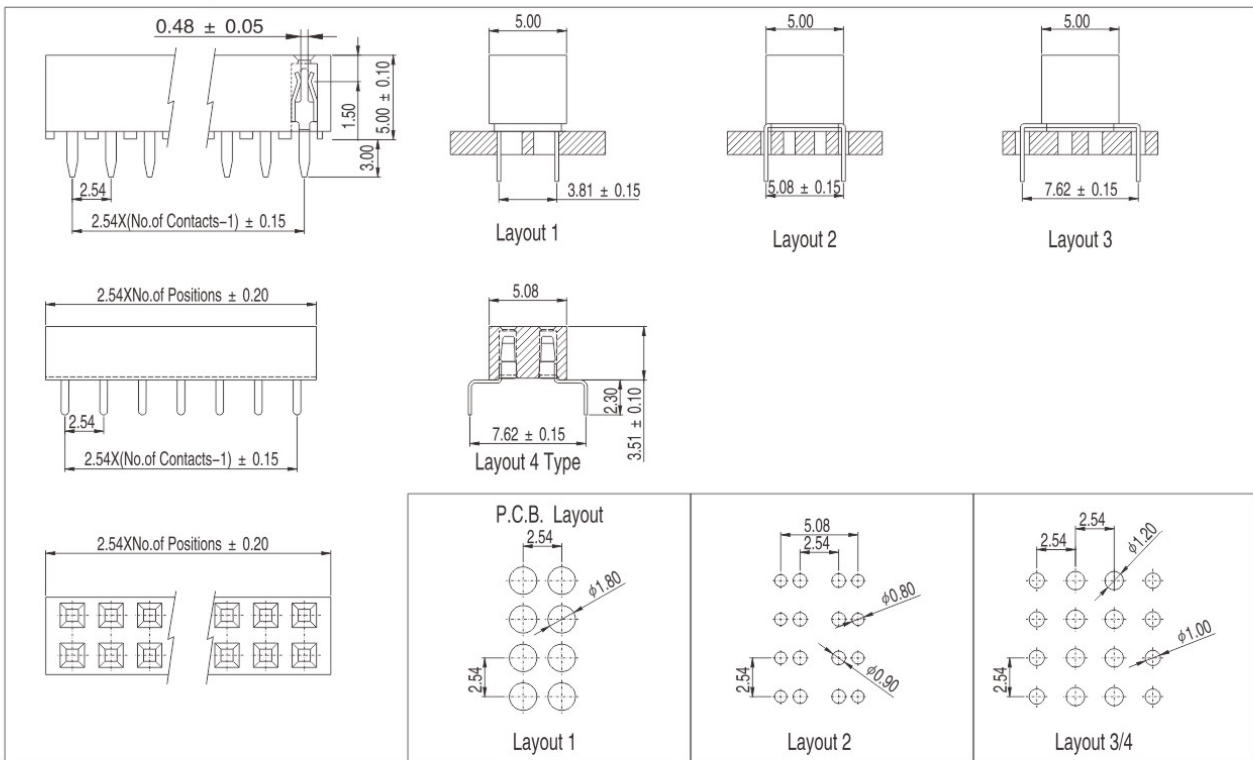
Economy Female-Headers-2.54mm pitch Height 3.51&5.0&7.30mm

Technical Data :

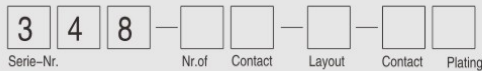
Insulator Material:	High Temperature Thermoplastic,UL 94V-0
Contact :	stamped and formed,Phosphor Bronze
Plating:	Au or Sn over Nickel
Current Rating :	3 Amp
Contact resistance:	20 milliohms Max.
Insulator resistance :	1000 Megohms min.
Dielectric withstanding :	AC 500V for 1 Minute.
Operating Temperature:	-40 °C to +105 °C .
Max. processing Temp:	230 °C for 30-60 seconds. 260 °C for 10 seconds.
Mates with :	Pitch 2.54mm, □ 0.635mm male header



RoHS Compliant



How to order



Number of contact	Code
2 - Double max. 80poles	04-80

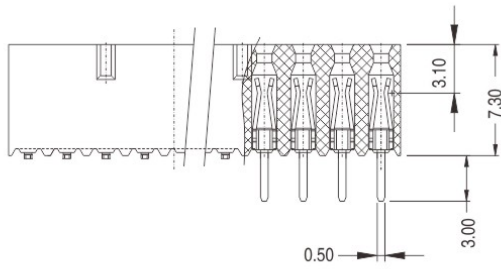
Dip spacing		Code
Layout 1 (Profile:5.0)	3.81mm (Insulator body NY-6T)	1
Layout 2 (Profile:5.0)	5.08mm (Insulator body NY-6T)	2
Layout 3 (Profile:5.0)	7.62mm (Insulator body NY-6T)	3
Layout 4 (Profile:3.51)	7.62mm (Insulator body NY-6T)	4
Layout A (Profile:7.30)	2.54mm (Insulator body LCP)	5
Layout B (Profile:7.30)	5.08mm (Insulator body LCP)	6
Layout C (Profile:7.30)	7.62mm (Insulator body LCP)	7

Plating option contact	Code
Gold plated	10
Tin plated	50
Selective gold flash plated	60
10u" Selective gold plated	610
15u" Selective gold plated	615
20u" Selective gold plated	620
30u" Selective gold plated	630

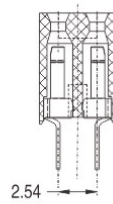
W.E.

348

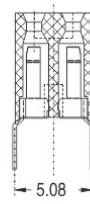
Economy Female-Headers-2.54mm pitch Height 3.51&5.0&7.30mm



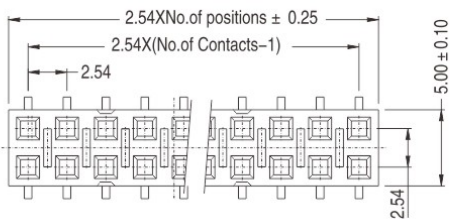
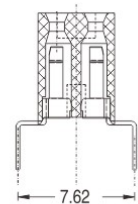
Layout A



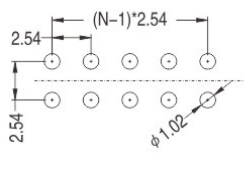
Layout B



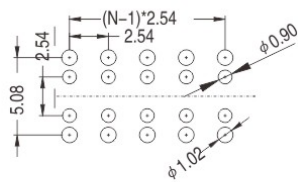
Layout C



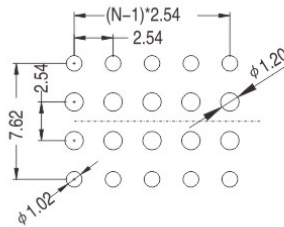
Layout A recommend P.C.B layout
Top Entry



Layout B recommend P.C.B layout
Bottom Entry



Layout C recommend P.C.B layout
Bottom Entry



W.E.