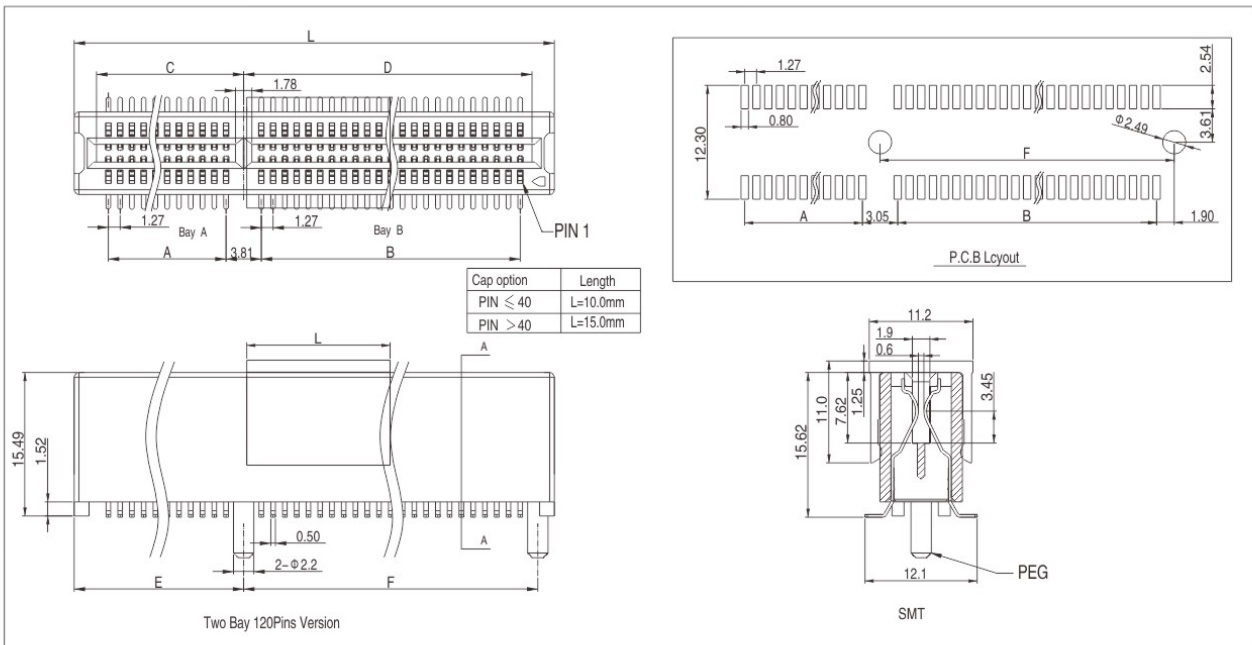



122

High-Density Edge-Card Connector Pitch 1.27mm 2 slot

Technical data :

Insulator	High temperature thermoplastic, UL 94V-0,Black
Contact	Copper alloy
Plating	Mating area gold over nickel Solder area tin over nickel
Operating temperature	-55° C to +105° C
Current rating	1 A
Operation Voltage	125VAC max
Contact Resistance	30 Milliohms max initial, 10 Milliohms max increase through testing,
Insulation resistance	min. 1000 MOhm
Dielectric Withstanding Voltage	500VAC one minute or 1000VAC one seconds.
Capacitance	2 pF max
Contact Normal Force	75 Grams min
Insertion Force	198 Grams max
Withdrawal Force	28 Grams min
Contact Retention	1 lb min
Mating Durability	100 cycles



How to order

— — — — — —

Series-Nr. Nr. of contact location option PCB Type Plating Cap option Packing option

Nr. of contact	contact Per Row	Bay A	Bay B	Dimensions(mm)											Code
				A	B	C	D	E	F	G	H	L			
40	20/40	11/22	9/18	12.70	10.16	15.88	13.34	18.29	13.97	15.49	12.95	34.04	40		
46	23/46	11/22	12/24	12.70	13.97	15.88	17.15	18.29	17.78	15.49	16.76	37.85	46		
50	25/50	11/22	14/28	12.70	16.51	15.88	19.69	18.29	20.32	15.49	19.30	40.37	50		
60	30/60	11/22	19/38	12.70	22.86	15.88	26.04	18.29	26.67	15.49	25.65	46.74	60		
68	34/68	11/22	23/46	12.70	27.94	15.88	31.12	18.29	31.75	15.49	30.73	51.82	68		
80	40/80	11/22	29/58	12.70	35.56	15.88	38.74	18.29	39.37	15.49	38.35	59.44	80		
90	45/90	11/22	34/68	12.70	41.91	15.88	45.09	18.29	45.72	15.49	44.70	65.79	90		
100	50/100	11/22	39/78	12.70	48.26	15.88	51.44	18.29	52.07	15.49	51.05	72.14	100		
112	56/112	11/22	45/90	12.70	55.88	15.88	59.06	18.29	59.69	15.49	58.67	79.76	112		
120	60/120	11/22	49/98	12.70	60.96	15.88	64.14	18.29	64.77	15.49	63.75	84.84	120		
150	75/150	37/74	38/76	45.72	46.99	48.90	50.17	51.31	50.80	48.51	49.78	103.89	150		
160	80/160	38/76	42/84	46.99	52.07	50.17	55.25	52.58	55.88	49.78	54.86	110.24	160		
164	82/164	42/84	40/80	52.07	49.53	55.25	52.71	57.66	53.34	54.86	52.32	112.78	164		
182	91/182	42/84	49/98	52.07	60.96	55.25	64.14	57.66	64.77	54.86	63.75	124.21	182		

location option	Code
Vertical with Peg	10
Without Peg	20

Solder PCB Type	Code
PCB straight	10
PCB Straddle	20
PCB SMT	30

Plating option	Code
Selective gold flash plated	60

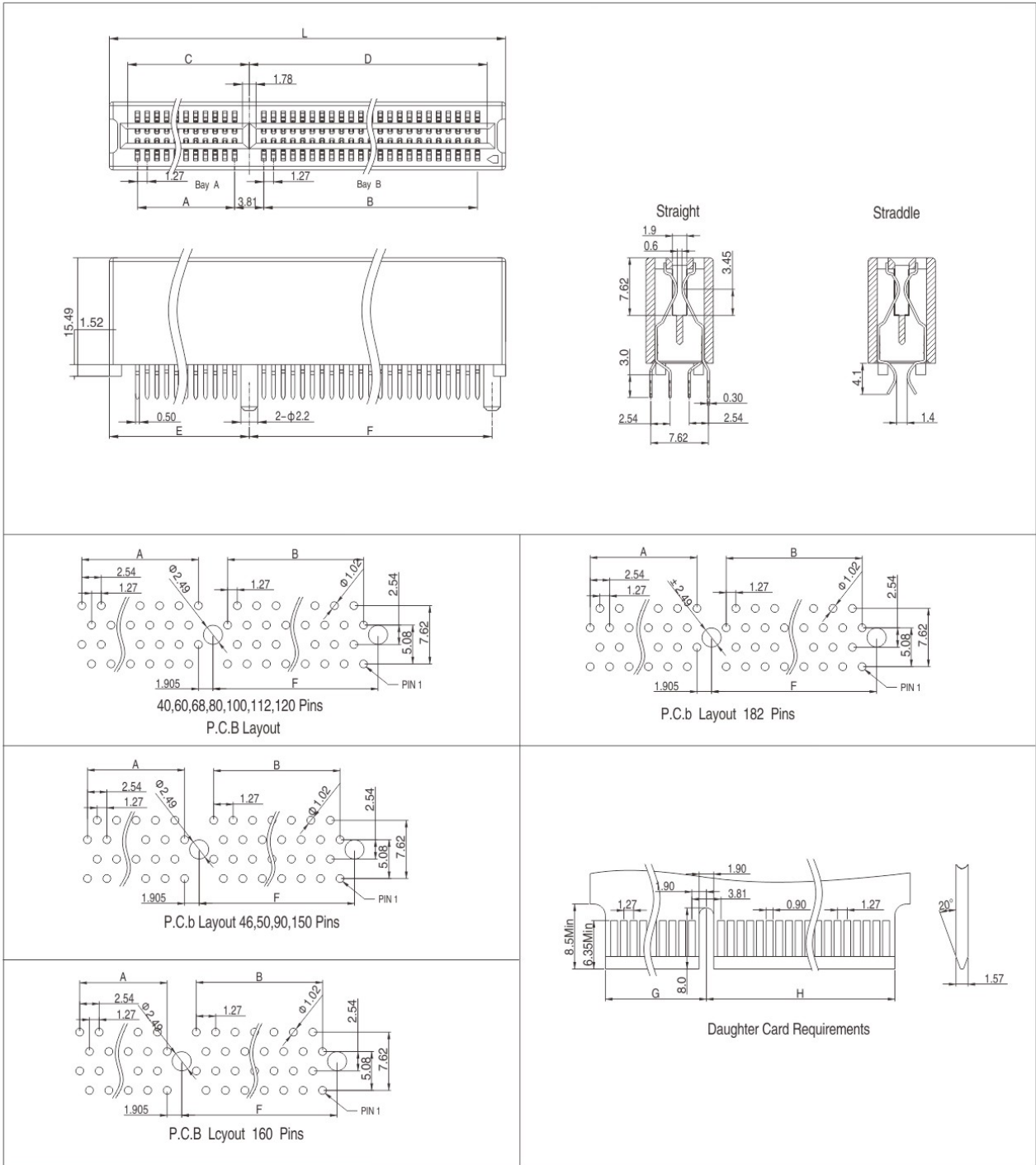
Cap option	Code
W/Cap	1
W/O Cap	2

Packing option	Code
Tube	1
Tape & Reel	2

W.E.

122

High-Density Edge-Card Connector Pitch 1.27mm 2 slot



W.E.