# 615–1

## Pin–Header–Strips–Single/Double row–2.00mm Right angle – Dual body type

### Technical Data :

| | |
|---|---|
| Insulator Material: | High Temperature Thermoplastic,UL 94V–0 |
| Contact : | 0.50x0.50mm. |
| Contact Material: | copper alloy |
| Plating: | Au or Sn over Nickel |
| Current Rating : | 3 Amp |
| Insulator resistance : | 500 Megohms min. |
| Dielectric withstanding : | AC 500V for 1 Minute |
| Operating Temperature: | –40 ℃ to +105 ℃ . |
| Max. processing Temp: | 230 ℃ for 30–60 seconds.<br>260 ℃ for 10 seconds. |
| Mates with : | 136,316,618,618–1,620 |



## RoHS Compliant

### Single Row

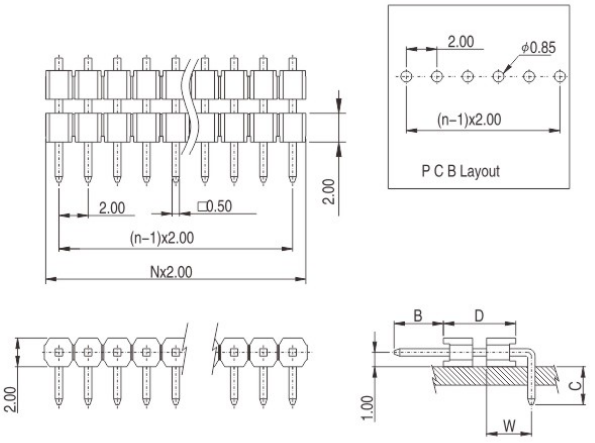


### Double Row

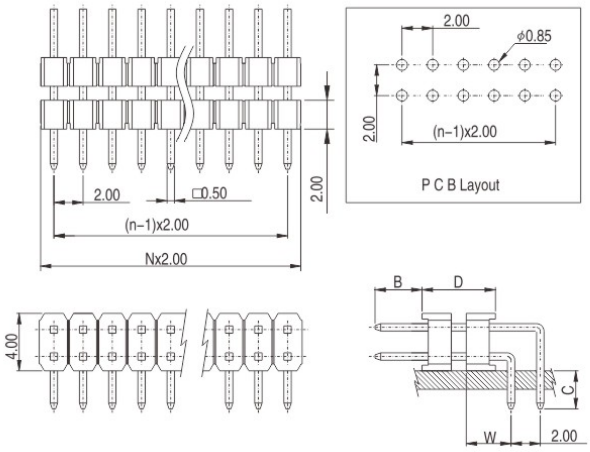


## How to order

| 6 | 1 | 5 | – | 1 | – | | | – | | | | – | | – | | |
|---|---|---|---|---|---|---|---|---|---|---|---|---|---|---|---|---|
| Serie–Nr. | | | | | | Terminal code | | | Nr. of contact | | | | Nr.of row | | Plating option | |

| Terminal code | Dimensions(mm) | | | |
|---|---|---|---|---|
| | B | C | D | W |
| 12 | 4.00 | 3.30 | 6.50 | 3.90 |
| 13 | 4.20 | 3.30 | 6.80 | 3.90 |
| XX/XX/XX | as request | | | |
| FOR Eg. B=4.65,C=3.2,D=6.2,W=4.1 | | | | |
| CODE Nr.=4.65/3.2/6.2/4.1 | | | | |

| Number of contact | Code |
|---|---|
| 02~40 Single | 02~40 |
| 04~80 Double | 04~80 |

| Number of Row | Code |
|---|---|
| Single Row | 1 |
| Double Row | 2 |

| Plating option | Code |
|---|---|
| Full gold flash plated | 10 |
| Tin plated | 50 |
| Selective gold flash plated | 60 |
| 10u"Selective gold plated | 610 |
| 15u"Selective gold plated | 615 |
| 20u"Selective gold plated | 620 |
| 30u"Selective gold plated | 630 |

W.E.