

Centronic Connector P.C.B Right Angle DIP Solder Male Type



57LE Series (Plug)

FEATURES:

- . Contact positions: 14,24,36,50
- . 57LE series is a EMI/RFI shielding connectors
- . Available in plug styles
- . For a right angle applications
- . Equipped with bail latches for secure locking
- . Available in dip solder tails
- . With various fasten options
- . Mates with industry compatible connectors

MATERIALS:

- . Contacts: Phosphor Bronze
- . Housing: PBT (UL 94V-0)
- . Shell: Cold Roller Steel

UNIT: INCH
MM

ELECTRICAL CHARACTERISTICS:

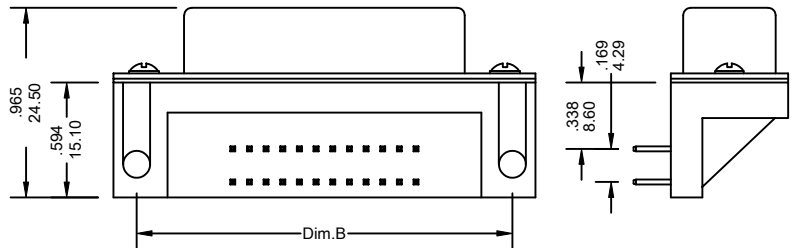
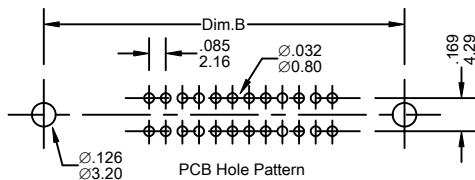
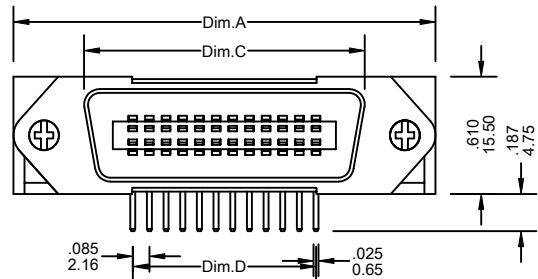
- . Current rating: 5 Amperes
- . Withstanding Voltage: AC 1200V r.m.s
- . Insulation Resistance: 1000 Megohms Minimum at DC 500V
- . Contact Resistance: 30 Milliohms Maximum
- . Operation Temperature: -55C° ~ +105C°
- . Applicable P.C. Board thickness: .063"[1.6mm]

MECHANICAL CHARACTERISTICS:

- . Contact Resistance Force: 322 g. Maximum
- . Contact Separation Force: 70 g. Minimum

FINISHES:

- . Contact: Gold Flash ,10,15,30,50u"
- . Shell: Nickel



Ordering Information 57LE Series

Series No.	Contact Type	No. of Contacts	Contacts Plating	Insulation Color	Special Function	
57LE	-	30	36	0	0	0 - PB
57LE Series	30: Plug	14 36 24 50	0: Gold Flash 1: 5u" Gold 2: 10u" Gold 3: 15u" Gold 4: 30u" Gold 5: Selective Gold Flash 6: Selective 5u" Gold 7: Selective 10u" Gold 8: Selective 15u" Gold 9: Selective 30u" Gold	0: Black 1: Blue 2: White 3: Grey	0:"Z" shape With fixed P.C.B. 1:"L" shape 4-40 With fixed P.C.B. 2:"L" shape Ø3.2 With fixed P.C.B.	RoHs

Dimensional Information

Dim.	Circuits				
	14	24	36	50	
Dim.A±	.005 0.13	1.728 43.90	2.154 54.70	2.665 67.70	3.260 82.80
Dim.B±	.004 0.10	1.417 36.00	1.843 46.80	2.350 59.70	2.949 74.90
Dim.C±	.004 0.10	1.008 25.60	1.436 36.47	1.943 49.35	2.538 64.47
Dim.D±	.004 0.10	.510 12.96	.935 23.76	1.446 36.72	2.041 51.84