

.100"X.100" (2.54mmX2.54mm) Center Double Row Mini Latch Housing



5000 Series

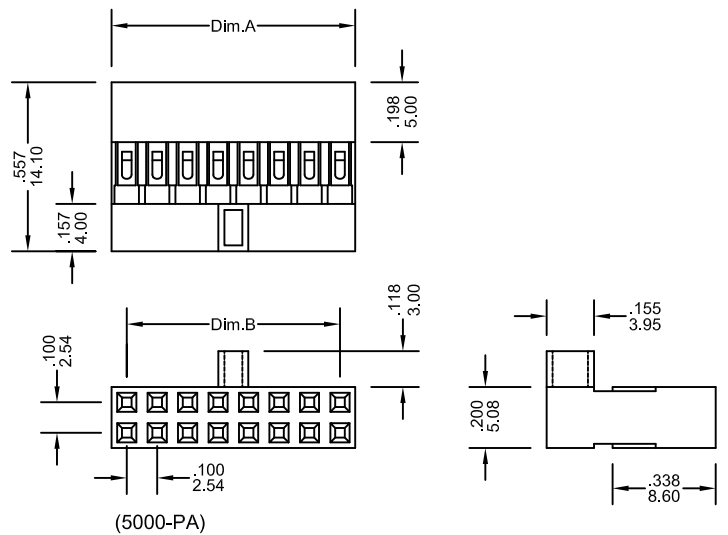
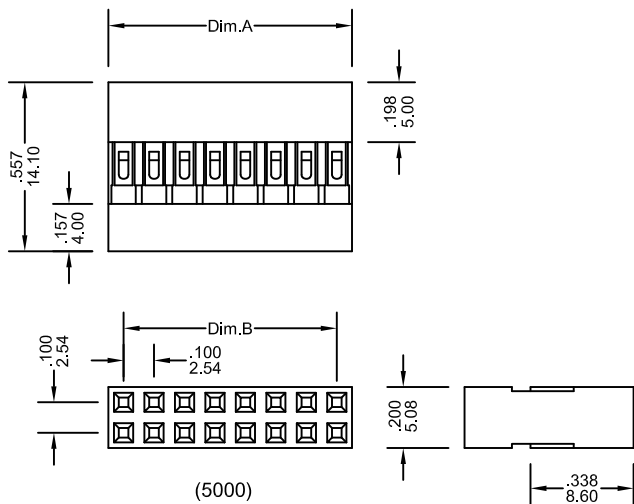
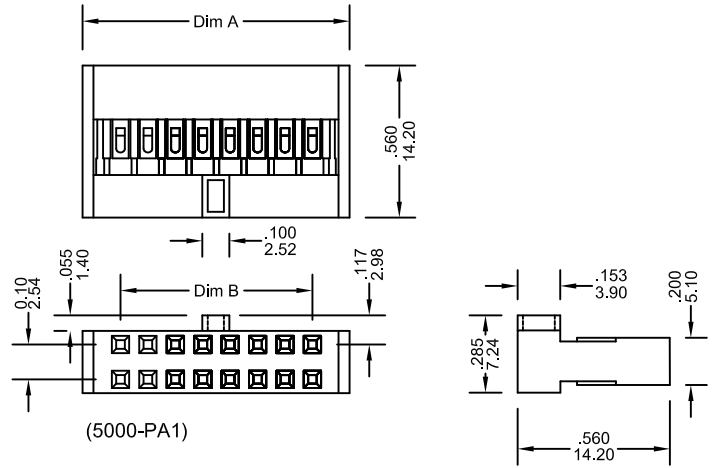
FEATURES:

- . 4-80 Circuits
- . Mini latch housing: NORYL, [UL 94V-1]
- . Double Row, .100" [2.54mmX2.54mm]
- . Mates with .025" [0.64mm] pins
- . Accepts double cantilever crimp terminal [4000-T or 4000TM]
- . Mini latch housing available integrally molded polarizing keys [4000-K]

SPECIFICATIONS:

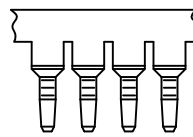
- . Current rating: 3A AC, DC
- . Voltage rating: 250V AC, Maximum
- . Temperature range: -25°C ~ +85°C
- . Contact resistance: Initial Value/10mΩ max.
After environmental testing /20mΩ max.
- . Insulation resistance: 1000 MΩ min
- . Withstand Voltage: 1000V AC/minute
- . Applicable wire: AWG #30 ~ #22

UNIT: INCH
MM



Ordering Information 5000 Series

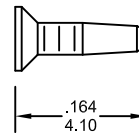
Series No.	No. of Contacts	Polarizing Type	
5000	2X04P	A	- A
5000-PA Series	2X02P ~ 2X40P	A: Polarizing A Type	RoHs
5000-PA1 Series	2X03P 2X10P 2X20P 2X04P 2X12P 2X25P 2X05P 2X13P 2X30P 2X07P 2X15P 2X32P 2X08P 2X17P	A1: Polarizing A1 Type	



Polarizing Plug-4000-K
For Mini and Maxi Latch Housing
Material:

White nylon, UL 94V-0

Temperature Range:
-25°C ~ +85°C



Dimensional Information

Circuits	Dim.A± .008 0.20	Dim.B± .008 0.20	Circuits	Dim.A± .008 0.20	Dim.B± .008 0.20	Circuits	Dim.A± .008 0.20	Dim.B± .008 0.20
4	.200 5.08	.100 2.54	6	.300 7.62	.200 5.08	8	.400 10.16	.300 7.62

5000 AND 5000-PA Series

* FOR CIRCUIT SIZES 10 THROUGH 80 ADD .100" OR 2.54MM FOR EACH ADDITIONAL PIN.

Circuits	Dim.A± .008 0.20	Dim.B± .008 0.20	Circuits	Dim.A± .008 0.20	Dim.B± .008 0.20	Circuits	Dim.A± .008 0.20	Dim.B± .008 0.20
4	.380 9.66	.100 2.54	6	.480 12.2	.200 5.08	8	.580 14.7	.300 7.62

5000-PA1 Series

* FOR CIRCUIT SIZES 10 THROUGH 64 ADD .100" OR 2.54MM FOR EACH ADDITIONAL PIN.