

.100" (2.54mm) Center Single Row Mini Latch Housing

4000 Series

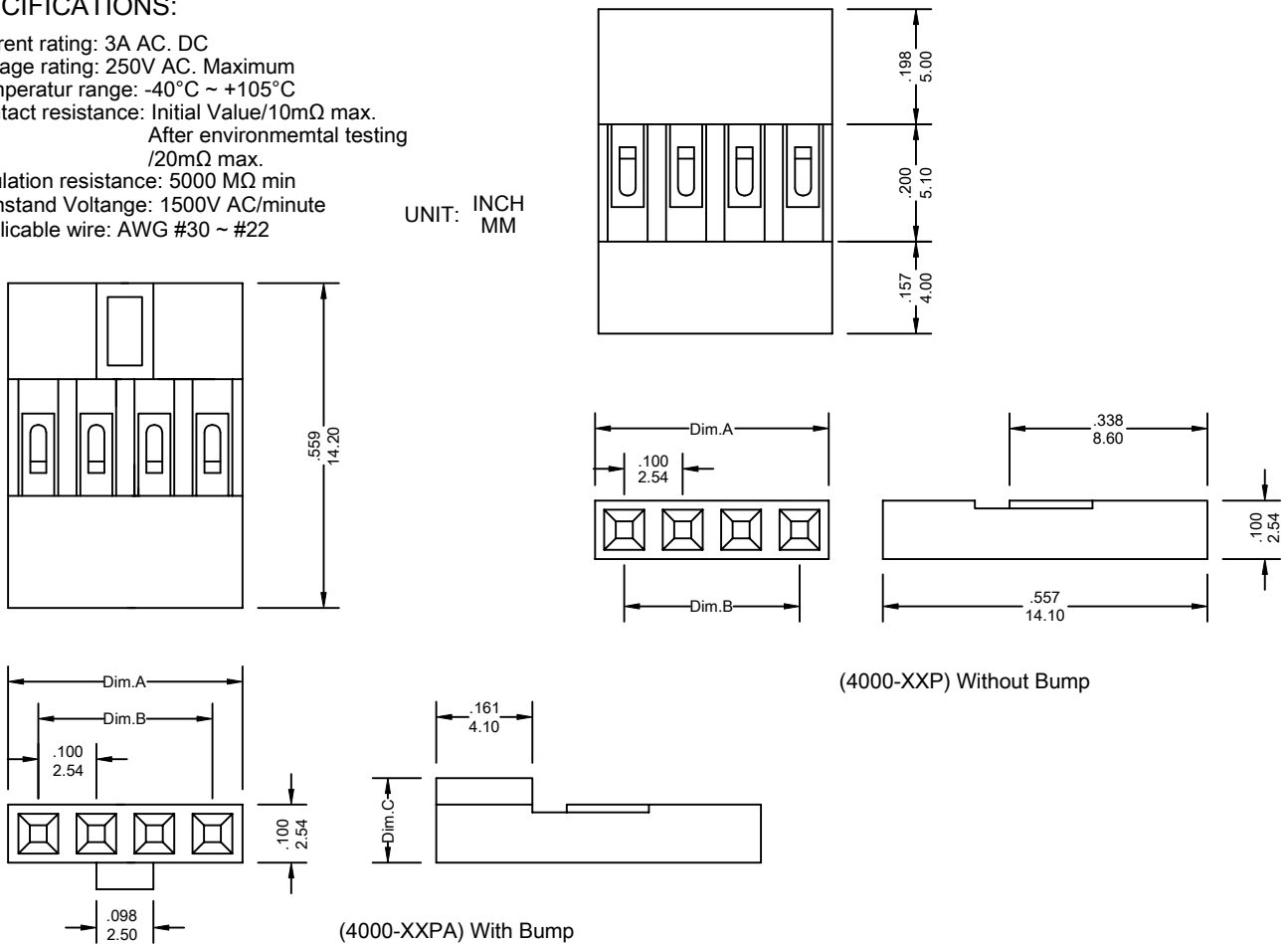
FEATURES:

- . 1-40 Circuits
- . Mini latch housing: Nylon, [UL 94V-1]
- . Single Row, .100"[2.54mm]
- . Mates with .025"[0.64mm] pins
- . Accepts double cantilever crimp terminal [4000-T or 4000TM]
- . Mini latch housing available integrally molded polarizing keys [4000-K]

SPECIFICATIONS:

- . Current rating: 3A AC, DC
- . Voltage rating: 250V AC, Maximum
- . Temperature range: -40°C ~ +105°C
- . Contact resistance: Initial Value/10mΩ max. After environmental testing /20mΩ max.
- . Insulation resistance: 5000 MΩ min
- . Withstand Voltage: 1500V AC/minute
- . Applicable wire: AWG #30 ~ #22

UNIT: INCH
MM

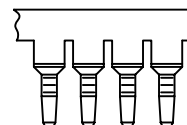


(4000-XXP) Without Bump

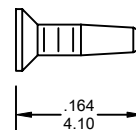
(4000-XXPA) With Bump

Ordering Information 4000 Series

Series No.	No. of Contacts		Dim.C	
4000	- 04P -		-	A
4000-XXP Series (Without Bump)				
4000	- 04P	A	- 3.7	- A
4000-XXPA Series (With Bump)	01P ~ 40P	A: With Polarization Bump	3.7mm 4.0mm 5.5mm	RoHs



Polarizing Plug-4000-K
For Mini and Maxi Latch Housing
Material:
White Nylon, [UL 94V-0]
Temperature Range:
-40°C to + 105°C



Dimensional Information

Circuits	Dim.A± .008 0.20	Dim.B± .008 0.20	Circuits	Dim.A± .008 0.20	Dim.B± .008 0.20	Circuits	Dim.A± .008 0.20	Dim.B± .008 0.20
1	.100 2.54	—	2	.200 5.08	.100 2.54	3	.300 7.62	.200 5.08

4000 Series

* FOR CIRCUIT SIZES 4 THROUGH 40 ADD .100" OR 2.54MM FOR EACH ADDITIONAL PIN.