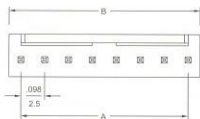


.098"(2.5mm) Wire-to-Board Connector

25004WS-N Series

Vertical Header

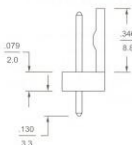
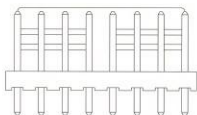
- 2 ~ 20 circuits available
- Material: UL 94V-0 nylon 66
- Tin-plated brass pin
- .025"(0.64mm) square pin
- Mates with 25004H-N housing



inches
mm



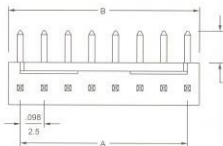
P. C. board hole dimensions



25004WR-N Series

Right Angle Header

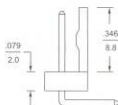
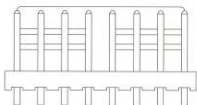
- 2 ~ 20 circuits available
- Material: UL 94V-0 nylon 66
- Tin-plated brass pin
- .025"(0.64mm) square pin
- Mates with 25004H-N housing



inches
mm



P. C. board hole dimensions



Dimensional Information - in (mm)

Circuits	Dim. A	Dim. B	Circuits	Dim. A	Dim. B	Circuits	Dim. A	Dim. B
2	0.098 (2.5)	0.197 (5.0)	9	0.787 (20.0)	0.886 (22.5)	16	1.476 (37.5)	1.575 (40.0)
3	0.197 (5.0)	0.295 (7.5)	10	0.886 (22.5)	0.984 (25.0)	17	1.575 (40.0)	1.673 (42.5)
4	0.295 (7.5)	0.394 (10.0)	11	0.984 (25.0)	1.083 (27.5)	18	1.673 (42.5)	1.772 (45.0)
5	0.394 (10.0)	0.492 (12.5)	12	1.083 (27.5)	1.181 (30.0)	19	1.772 (45.0)	1.870 (47.5)
6	0.492 (12.5)	0.591 (15.0)	13	1.181 (30.0)	1.260 (32.5)	20	1.870 (47.5)	1.969 (50.0)
7	0.591 (15.0)	0.689 (17.5)	14	1.260 (32.5)	1.378 (35.0)			
8	0.689 (17.5)	0.787 (20.0)	15	1.378 (35.0)	1.476 (37.5)			