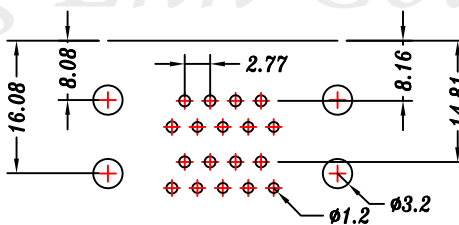
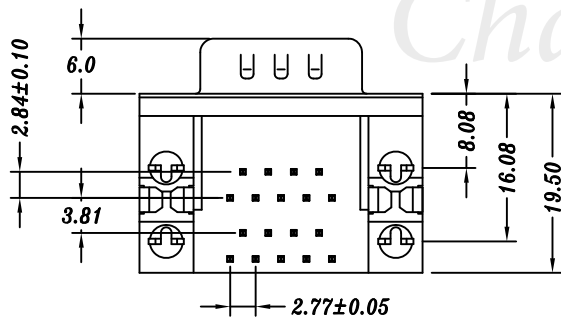
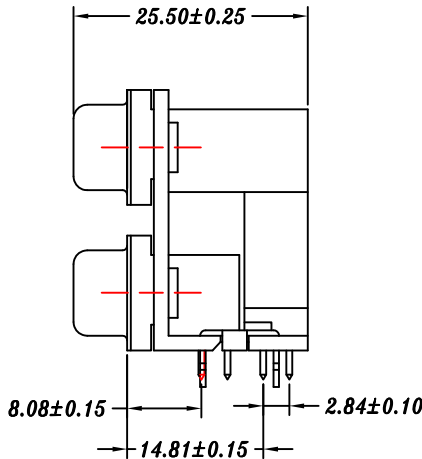
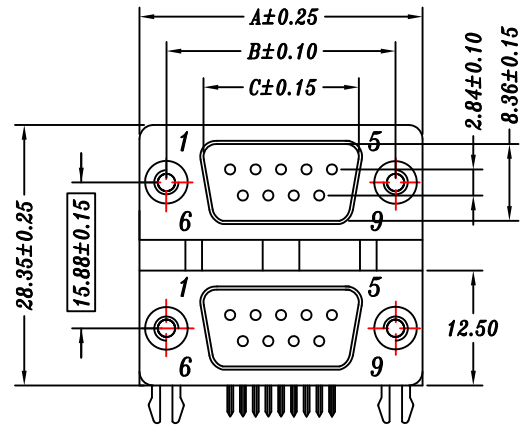


REV.	DESCRIPTION	DATE	REVISER	APPD



P.C.B. LAYOUT

PND09-A 09P/09PM-

SERIES
Double D-SUB PCB
Right Angle

FOOTPRINT
A=15.88
B=19.05
C=22.86

NO.OF CONTACT
09 /15 /25 /37

SELECT
=Standard
SN=鎖螺絲
FN=附螺絲

CONTACT TYPE
SS=Female/Female
SP=Female/Male
PP=Male/Male

MATERIAL

HOUSING: P.B.T
CONTACT: COPPER ALLOY
BOARD LOCK: COPPER ALLOY
SQUARE RIVET: COPPER ALLOY
SHELL: STEEL

ELECTRICAL CHARACTERISTICS

RATED CURRENT: 5A
RATED VOLTAGE: 300V DC
INSULATION RESISTANCE: 5000M OHMS MIN.AT 500V
CONTACT RESISTANCE: 30M OHMS MAX
DIELECTRIC WITHSTANDING VOLTAGE:
1000V AC FOR ONE MINUTE

FINISH

SHELL: NICKEL PLATED
CONTACT: GOLD PLATED IN CONTACT AREA
TIN PLATED IN SOLDER AREA
BOARD LOCK: NICKEL PLATED
SQUARE RIVET: NICKEL PLATED
OPERATING TEMPERATURE: -55°C ~ -105°C

Part No	PND09-A09P	PND09-A15P	PND09-A25P	PND09-A37P
A±0.25	30.81	39.25	53.04	69.50
B±0.10	24.99	33.32	47.04	63.50
C±0.15	16.92	25.25	38.96	55.42

PART NO:		MATERIAL:		長榮有限公司	
MODEL NO:		FINSH:			
UNIT: mm	SIZE:	COLOR:	PART NAME: D-SUB PCB_90°雙層 公/公 鯽合魚叉 (15.88)		
TOLERANCE UNSPECIFIED		DR: YuHong	DWG NO: PND09-A09P-09PM SCALE: 1:1 SHEET: 1 of 1		
.x	±0.3	CHK: Nick			
.xx	±0.20	APP: Kent			
.xxx	±0.100			REV: A02	
ANG.	±1°				

REV.	DESCRIPTION	DATE	REVISER	APPD

PND09-A 09S/09SM-

SERIES
 Double D-SUB PCB
 Right Angle

FOOTPRINT
 A=15.88
 B=19.05
 C=22.86

NO.OF CONTACT
 09 /15 /25 /37

SELECT
 =Standard
 SN=鎖螺絲
 FN=附螺絲

CONTACT TYPE
 SS=Female/Female
 SP=Female/Male
 PP=Male/Male

MATERIAL

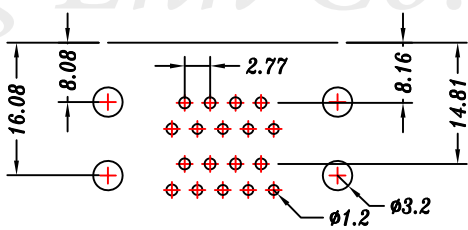
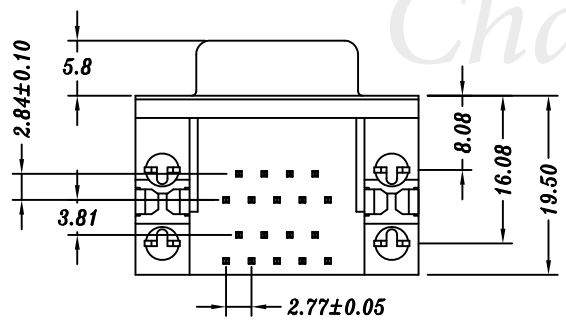
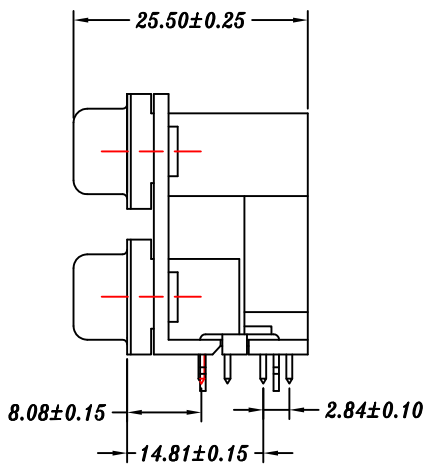
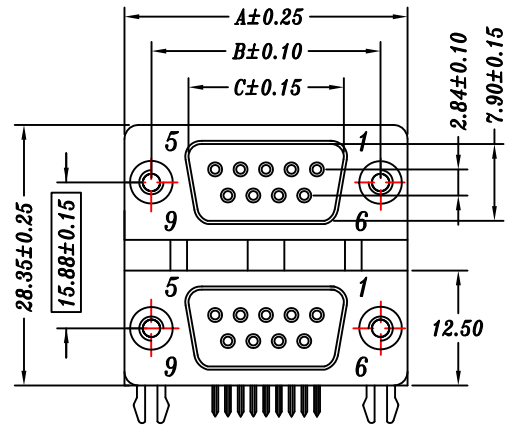
HOUSING: P.B.T
 CONTACT: COPPER ALLOY
 BOARD LOCK: COPPER ALLOY
 SQUARE RIVET: COPPER ALLOY
 SHELL: STEEL

ELECTRICAL CHARACTERISTICS

RATED CURRENT: 5A
 RATED VOLTAGE: 300V DC
 INSULATION RESISTANCE: 5000M OHMS MIN.AT 500V
 CONTACT RESISTANCE: 30M OHMS MAX
 DIELECTRIC WITHSTANDING VOLTAGE:
 1000V AC FOR ONE MINUTE

FINISH

SHELL: NICKEL PLATED
 CONTACT: GOLD PLATED IN CONTACT AREA
 TIN PLATED IN SOLDER AREA
 BOARD LOCK: NICKEL PLATED
 SQUARE RIVET: NICKEL PLATED
 OPERATING TEMPERATURE: -55°C ~ -105°C

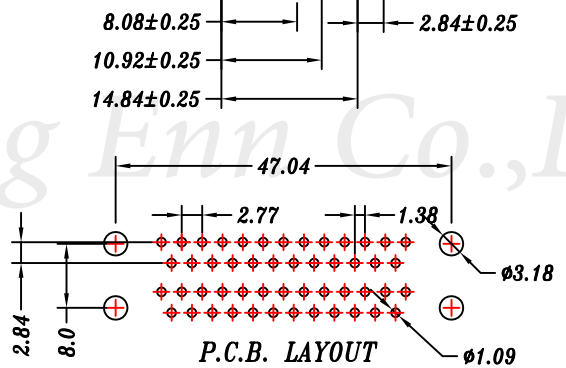
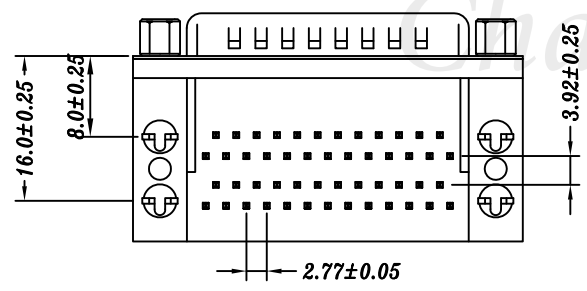
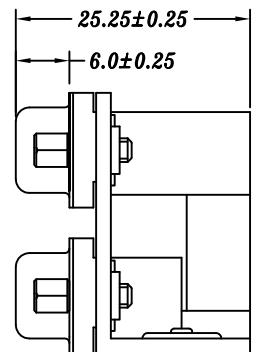
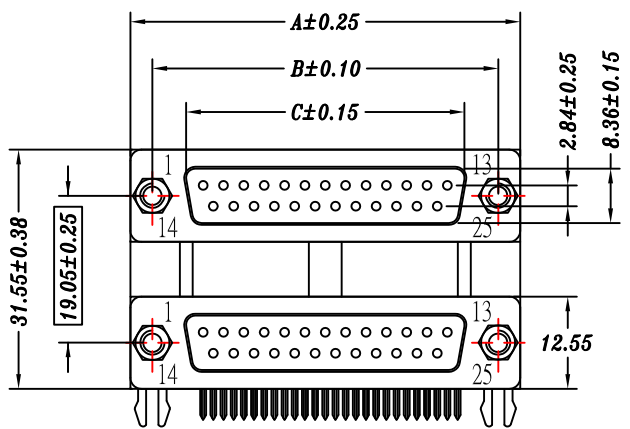


P.C.B. LAYOUT

Part No	PND09-A09S	PND09-A15S	PND09-A25S	PND09-A37S
A±0.25	30.81	39.25	53.04	69.50
B±0.10	24.99	33.32	47.04	63.50
C±0.15	16.33	24.66	38.38	54.84

PART NO:		MATERIAL:		長榮有限公司	
MODEL NO:		FINSH:			
UNIT: mm	SIZE:	COLOR:		PART NAME: D-SUB PCB_90°雙層 母/母 鯽合魚叉 (15.88)	
TOLERANCE UNSPECIFIED		DR: YuHong		DWG NO: PND09-A09S-09SM	
.x	±0.3	CHK: Nick		REV: A02	
.xx	±0.20	APP: Kent		SCALE: 1:1	
.xxx	±0.100			SHEET: 1 of 1	
ANG.	±1°				

REV.	DESCRIPTION	DATE	REVISER	APPD



PND09-B 25P/25PM-SN

SERIES
Double D-SUB PCB
Right Angle

FOOTPRINT
A=15.88
B=19.05
C=22.86

NO.OF CONTACT
09 /15 /25 /37

SELECT
=Standard
SN=鎖螺絲
FN=附螺絲

CONTACT TYPE
SS=Female/Female
SP=Female/Male
PP=Male/Male

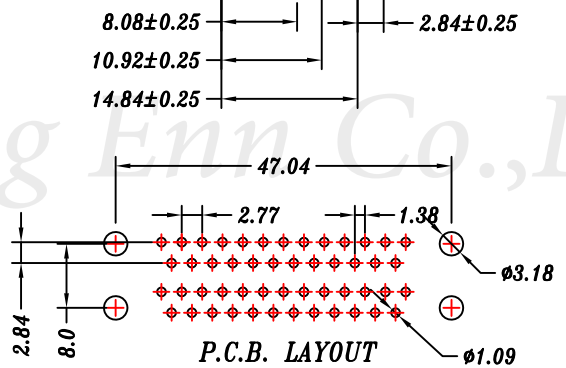
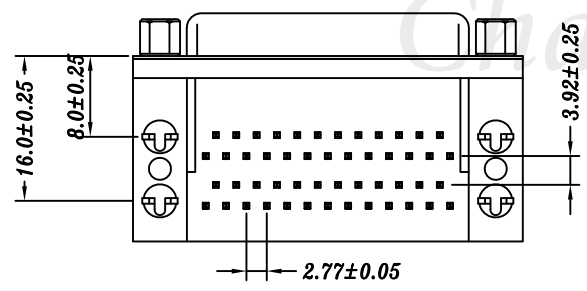
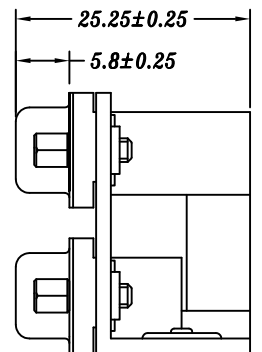
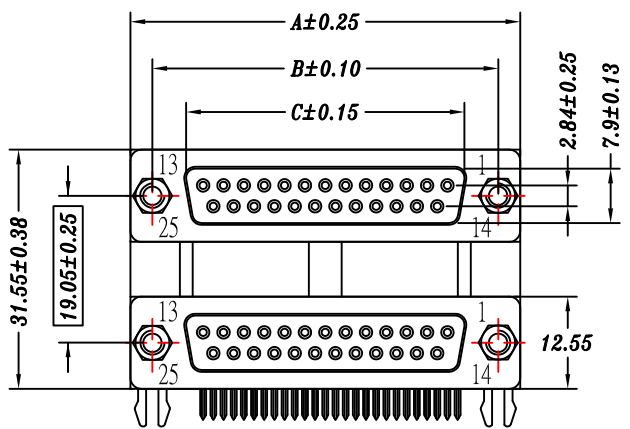
MATERIAL AND FINISH
SHELL: STEEL MATERIAL, NICKEL FINISHED
INSULATOR: P.B.T THERMOPLASTIC, 30% GLASS FILLED, UL 94V-0 RATED, BLACK COLOR
CONTACT MATERIAL: BRASS
CONTACT FINISH: SELECTIVE COLD FLASH
GROUNDING BRACKET: ZINC ALLOY, ZINC PLATED
SCREW: 4#-40 SNT-4.8*11.8x4PCS

ELECTRICAL CHARACTERISTICS
CONTACT CURRENT RATING: 1.0AMPS
CONTACT RESISTANCE: 20MILLIOHMS MAX
DIELECTRIC WITHSTANDING VOLTAGE: 500V AC MIN
INSULATION RESISTANCE: 1000MEGAOHMS MIN
TEMPERATURE RATING: -55°C ~ -105°C

Part No	PND09-B09P	PND09-B15P	PND09-B25P	PND09-B37P
A±0.25	30.81	39.25	53.04	69.50
B±0.10	24.99	33.32	47.04	63.50
C±0.15	16.92	25.25	38.96	55.42

PART NO:		MATERIAL:		長榮有限公司
MODEL NO:		FINSH:		
UNIT: mm	SIZE:	COLOR:	PART NAME: D-SUB PCB_90°雙層	
TOLERANCE UNSPECIFIED		DR: YuHong	公公 鉚合魚叉鎖螺絲(19.05)	
.x	±0.3	CHK: Nick	DWG NO: PND09-B25P-25PM-SN	REV: A02
.xx	±0.20	APP: Kent	SCALE: 1:1	SHEET: 1 of 1
.xxx	±0.100			
ANG.	±1°			

REV.	DESCRIPTION	DATE	REVISER	APPD



PND09-B 25S/25SM-SN

SERIES
Double D-SUB PCB
Right Angle

FOOTPRINT
A=15.88
B=19.05
C=22.86

NO.OF CONTACT
09 /15 /25 /37

SELECT
=Standard
SN=鎖螺絲
FN=附螺絲

CONTACT TYPE
SS=Female/Female
SP=Female/Male
PP=Male/Male

MATERIAL AND FINISH

SHELL: STEEL MATERIAL, NICKEL FINISHED
INSULATOR: P.B.T THERMOPLASTIC, 30% GLASS
FILLED, UL 94V-0 RATED, BLACK COLOR
CONTACT MATERIAL: BRASS
CONTACT FINISH: SELECTIVE COLD FLASH
GROUNDING BRACKET: ZINC ALLOY, ZINC PLATED
SCREW: 4#-40 SNT-4.8*11.8 4PCS

ELECTRICAL CHARACTERISTICS

CONTACT CURRENT RATING: 1.0AMPS
CONTACT RESISTANCE: 20MILLIOHMS MAX
DIELECTRIC WITHSTANDING VOLTAGE: 500V AC MIN
INSULATION RESISTANCE: 1000MEGAOHMS MIN
TEMPERATURE RATING: -55°C ~ -105°C

Part No	PND09-B09S	PND09-B15S	PND09-B25S	PND09-B37S
A±0.25	30.81	39.25	53.04	69.50
B±0.10	24.99	33.32	47.04	63.50
C±0.15	16.33	24.66	38.38	54.84

PART NO:		MATERIAL:		長榮有限公司
MODEL NO:		FINSH:		
UNIT: mm	SIZE:	COLOR:	PART NAME: D-SUB PCB_90°雙層 母/母 鉚合魚叉鎖螺絲(19.05)	
TOLERANCE UNSPECIFIED		DR: YuHong	DWG NO: PND09-B25S-25SM-SN	
.x	±0.3	CHK: Nick	REV: A02	
.xx	±0.20	APP: Kent	SCALE: 1:1	
.xxx	±0.100		SHEET: 1 of 1	
ANG.	±1°			

REV.	DESCRIPTION	DATE	REVISER	APPD

PND09-C 15P/15PM-FN

SERIES
Duble D-SUB PCB
Right Angle

SELECT
 =Standard
 SN=鎖螺絲
 FN=附螺絲

FOOTPRING
 A=15.88
 B=19.05
 C=22.86

CONTACT TYPE
 SS=Female/Female
 SP=Female/Male
 PP=Male/Male

NO.OF CONTACT
 09 /15 /25 /37

MATERIAL

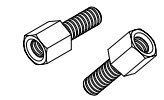
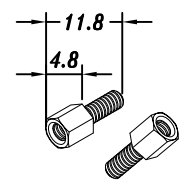
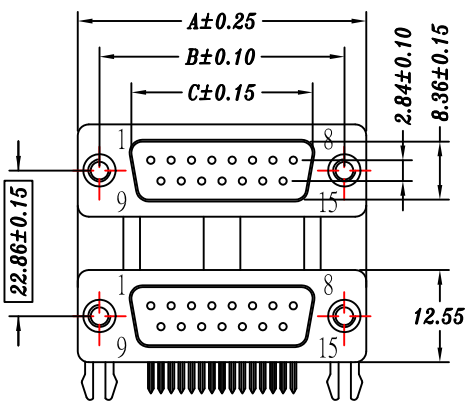
HOUSING: P.B.T
 CONTACT: COPPER ALLOY
 BOARD LOCK: COPPER ALLOY
 SQUARE RIVET: COPPER ALLOY
 SHELL: STEEL

ELECTRICAL CHARACTERISTICS

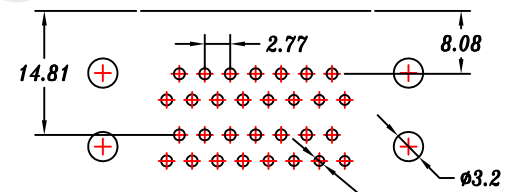
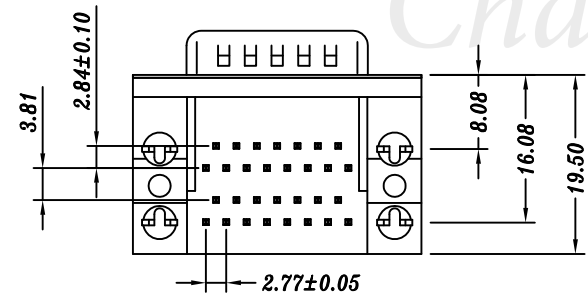
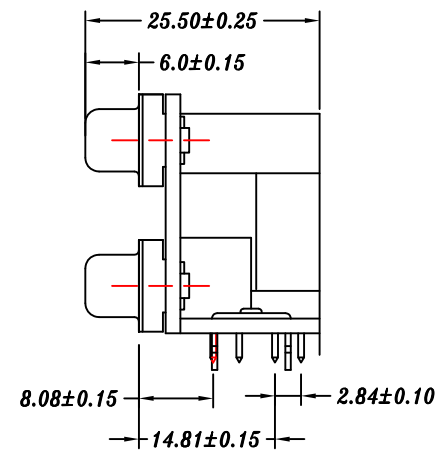
RATED CURRENT: 5A
 RATED VOLTAGE: 300V DC
 INSULATION RESISTANCE: 5000M OHMS MIN.AT 500V
 CONTACT RESISTANCE: 30M OHMS MAX
 DIELECTRIC WITHSTANDING VOLTAGE:
 1000V AC FOR ONE MINUTE

FINISH

SHELL: NICKEL PLATED
 CONTACT: GOLD PLATED IN CONTACT AREA
 TIN PLATED IN SOLDER AREA
 BOARD LOCK: NICKEL PLATED
 SQUARE RIVET: NICKEL PLATED
 OPERATING TEMPERATURE: -55°C ~ -105°C



SCREW
 4#-40*4PCS



P.C.B. LAYOUT

Part No	PND09-C09P	PND09-C15P	PND09-C25P	PND09-C37P
A±0.25	30.81	39.25	53.04	69.50
B±0.10	24.99	33.32	47.04	63.50
C±0.15	16.92	25.25	38.96	55.42

PART NO:		MATERIAL:		長榮有限公司	
MODEL NO:		FINSH:			
UNIT: mm	SIZE:	COLOR:	PART NAME: D-SUB PCB_90°雙層		
TOLERANCE UNSPECIFIED		DR: <i>YuHong</i>	公公 鉚合魚叉附螺絲(22.86)		
.x	±0.3	CHK: <i>Nick</i>	DWG NO: PND09-C15P-15PM-FN		REV: A01
.xx	±0.20	APP: <i>Kent</i>	SCALE: 1:1	SHEET: 1 of 1	
.xxx	±0.100				
ANG.	±1°				

Chang Enn Co., LTD

REV.	DESCRIPTION	DATE	REVISER	APPD

PND09-C 15S/15SM-FN

SERIES
 Double D-SUB PCB
 Right Angle

SELECT
 =Standard
 SN=鎖螺絲
 FN=附螺絲

FOOTPRINT
 A=15.88
 B=19.05
 C=22.86

CONTACT TYPE
 SS=Female/Female
 SP=Female/Male
 PP=Male/Male

NO.OF CONTACT
 09 / 15 / 25 / 37

MATERIAL

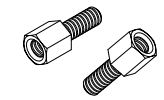
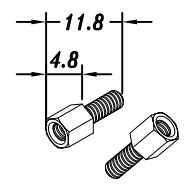
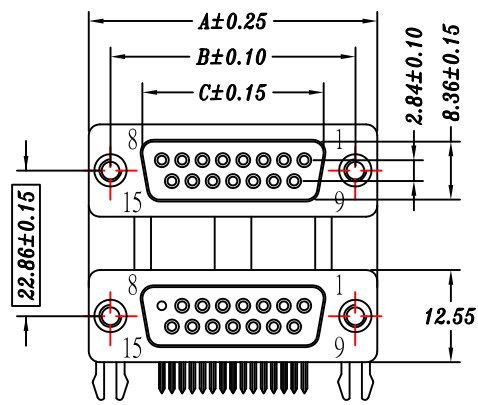
HOUSING: P.B.T
 CONTACT: COPPER ALLOY
 BOARD LOCK: COPPER ALLOY
 SQUARE RIVET: COPPER ALLOY
 SHELL: STEEL

ELECTRICAL CHARACTERISTICS

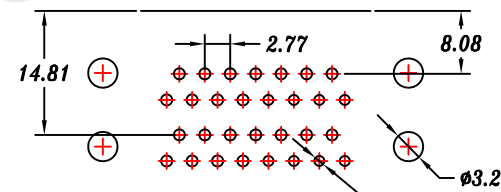
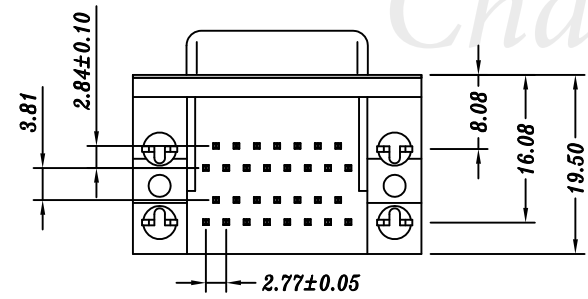
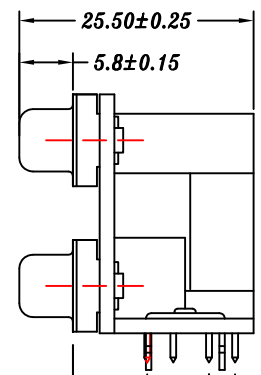
RATED CURRENT: 5A
 RATED VOLTAGE: 300V DC
 INSULATION RESISTANCE: 5000M OHMS MIN.AT 500V
 CONTACT RESISTANCE: 30M OHMS MAX
 DIELECTRIC WITHSTANDING VOLTAGE:
 1000V AC FOR ONE MINUTE

FINISH

SHELL: NICKEL PLATED
 CONTACT: GOLD PLATED IN CONTACT AREA
 TIN PLATED IN SOLDER AREA
 BOARD LOCK: NICKEL PLATED
 SQUARE RIVET: NICKEL PLATED
 OPERATING TEMPERATURE: -55°C ~ -105°C



SCREW
 4#-40*4PCS



P.C.B. LAYOUT

Part No	PND09-C09S	PND09-C15S	PND09-C25S	PND09-C37S
A±0.25	30.81	39.25	53.04	69.50
B±0.10	24.99	33.32	47.04	63.50
C±0.15	16.33	24.66	38.38	54.84

PART NO:		MATERIAL:		長榮有限公司	
MODEL NO:		FINSH:			
UNIT: mm	SIZE:	COLOR:	PART NAME: D-SUB PCB_90°雙層		
TOLERANCE UNSPECIFIED			DR: YuHong		
.x	±0.3	母/母 鉚合魚叉附螺絲(22.86)			
.xx	±0.20	CHK: Nick		DWG NO: PND09-C15S-15SM-FN	
.xxx	±0.100	APP: Kent		REV: A01	
ANG.	±1°	SCALE: 1:1		SHEET: 1 of 1	

Chang Enn Co., LTD