

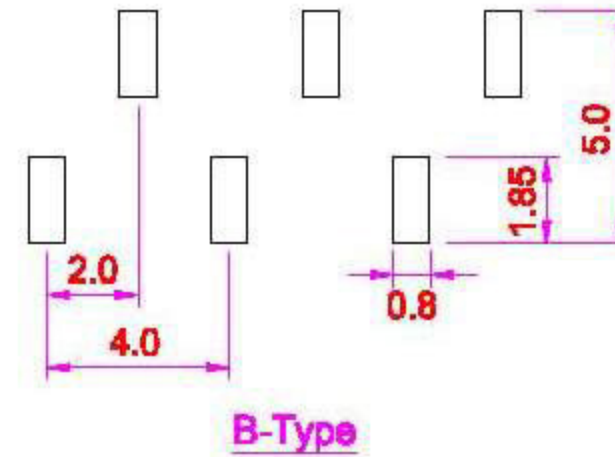
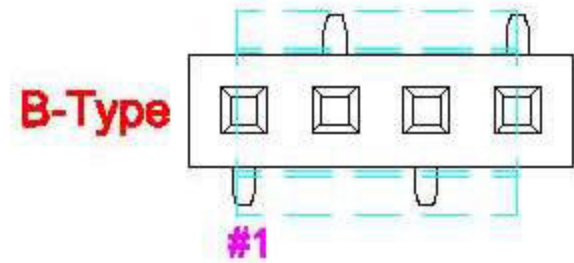
ROHS

Rev	Modification	Date	Drawn
B	Revised Insulator length	2008/10/21	Fen-Fen

**Recommended
P.C. Board SMD Layout**

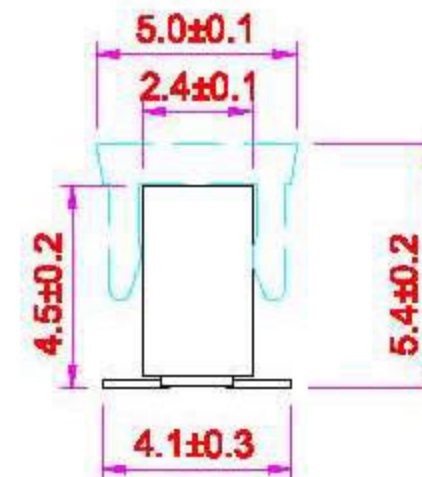
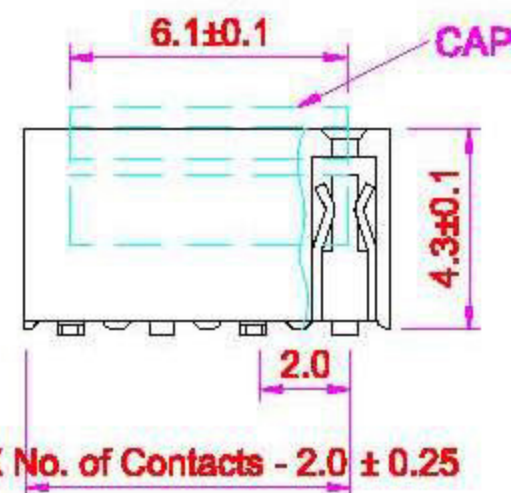
Specifications

Current Rating : 2 Amps
 Insulator Resistance : 1000 Megohms min.
 Contact Resistance : 20 m ohms max.
 Dielectric Withstanding : AC 500V
 Operating Temperature : -40°C ~ +105°C
 Contact Material : Phosphor Bronze
 Insulator Material : Polyester, UL 94V-0 Nylon-6T
 Contact Plated : See Option
 Standard: Full Gold Flash



Order Information

Serial No. 2161 - M 1 XX - 0 X XX - XX
 Terminal Type M : SMD Type
 Row Type 1 : Single Row
 No. of Contact Per Row
 Pin Option A : A Type B : B Type
 Contact Plated
 Cap Option B : Blank F : Film M : Metal Cap P : Plastic Cap
 Packing Method T : In Tube R : Tape & Reel



Contact Plating Option	Full Gold Plating	Gold Plating On Contact Area Tin Plating On Solder Area	Full Tin Plating
	GA : Gold Flash GC : Gold 10u" GD : Gold 15u" GE : Gold 30u"	SA : Gold Flash SC : Gold 10u" SD : Gold 15u" SE : Gold 30u"	TA : Tin 100u"

GENERAL TOLERANCE		單位 (UNIT)	料號 (PART NO.)		圖號 (DWG NO.)		易昕企業有限公司 LEAMAX ENTERPRISE CO., LTD	
X ± 0.50	X ° ± 5°	mm	2161-M1XX-0XXX-XX		2161-001		LEAMAX	
.X ± 0.20	.X ° ± 2°	檢驗 (APPROVAL)	核對 (CHECKED)	製圖 (DRAWN)	比例 SCALE 3:1	裝數 SHEET 1/1	名稱 (TITLE): Female Header P:2.0 x 2.0mm Profile :4.3mm, Single Row, SMD Type	
.XX ± 0.10	.XX ° ± 1°	James	Mary	Fen-Fen	角法 PROJ.	更改 REV. B		
DATE:2008/10/21	SCM1	2011/08/31						