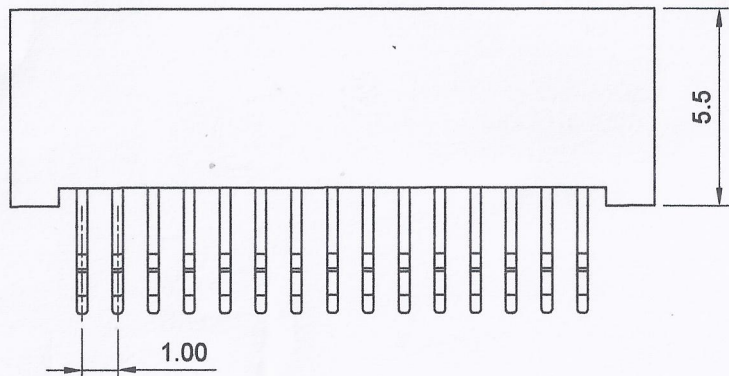
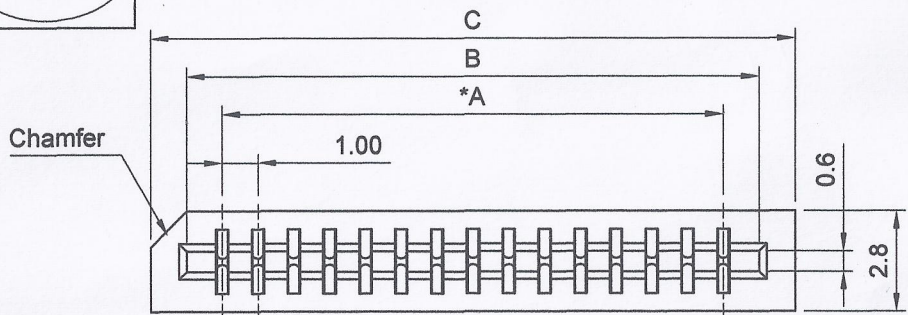


HSF
Compliant

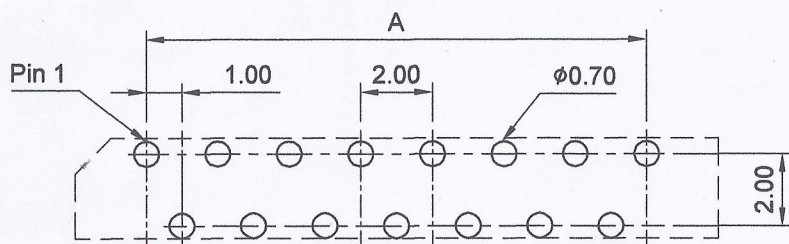
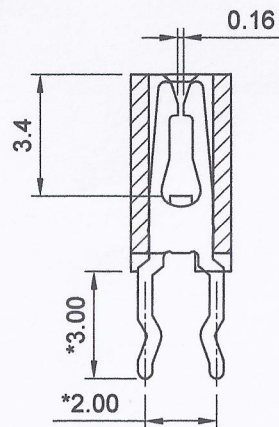


兆旭股份有限公司

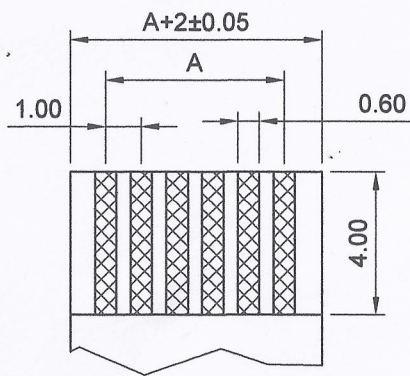
102.1.15

暫時發行章
有效期限：一個月

陳世弘 1/15



Recommended P.C.B. Layout
Tolerance : ± 0.05



FPC/FFC T=0.30±0.05

Specifications
Current Rating : 0.5A
Voltage Rating : 50V AC
Insulation Resistance : 1000 M Ω min.
Contact Resistance : 30 m Ω max.
Dielectric Withstanding : AC 500V min.
Operating Temperature : -40°C ~ +105°C
Contact Material : Phosphor Bronze
Insulator Material : Nylon-6T (H.F.), UL 94V-0 (Black)
Finish : Tin plated
Packing : Tube

FP3LDTxxTT1T

No. of contacts

Dimension Table

No. of contacts	Dimension			No. of contacts	Dimension		
	A	B	C		A	B	C
03	2.00	4.1	6	17	16.00	18.1	20
04	3.00	5.1	7	18	17.00	19.1	21
05	4.00	6.1	8	19	18.00	20.1	22
06	5.00	7.1	9	20	19.00	21.1	23
07	6.00	8.1	10	21	20.00	22.1	24
08	7.00	9.1	11	22	21.00	23.1	25
09	8.00	10.1	12	23	22.00	24.1	26
10	9.00	11.1	13	24	23.00	25.1	27
11	10.00	12.1	14	25	24.00	26.1	28
12	11.00	13.1	15	26	25.00	27.1	29
13	12.00	14.1	16	27	26.00	28.1	30
14	13.00	15.1	17	28	27.00	29.1	31
15	14.00	16.1	18	29	28.00	30.1	32
16	15.00	17.1	19	30	29.00	31.1	33

JAWS 兆旭股份有限公司
JAWS CO., LTD.

7F., No.31, Ln. 169, Kangning St., Xizhi Dist.,
New Taipei City 221, Taiwan (R.O.C.)
TEL:886-2-2692-2898
FAX:886-2-2692-2618
Http://www.jaws.com.tw

THIRD ANGLE
PROJECTION

DESIGN UNITS
mm INCH

SIZE: A4 SCALE: FREE SHEET: 1/1

CPN:
DAN NO.: S10110-001

TITLE: FPC 1.0mm Non Zif Top Entry
Dual Contact Dip Type Special PCB Layout

PARTS NO.:
FP3LDTxxTT1T

DWG. NO.:
JAWS-SOP-FP3L006

GENERAL TOLERANCES:
X. ± 0.40
X.X ± 0.30
X.XX ± 0.20
X.XXX ± 0.10

DRAWN

林峻吉

DATE 2012/10/01

CHECKED

DATE 2012/10/01

APPROVED

DATE 2012/10/01

REV.
01