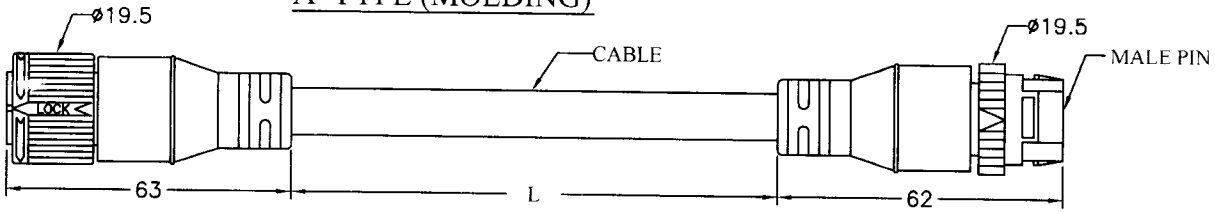
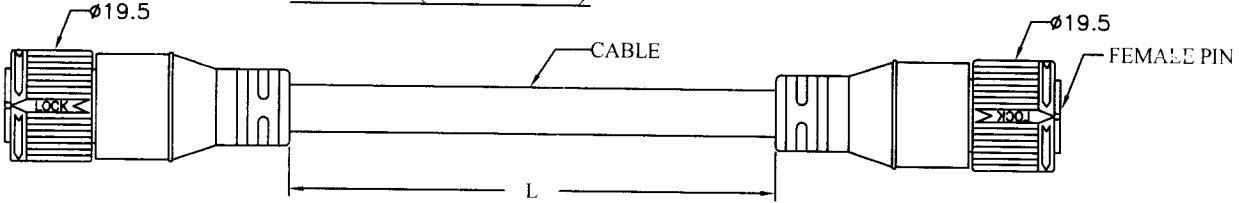


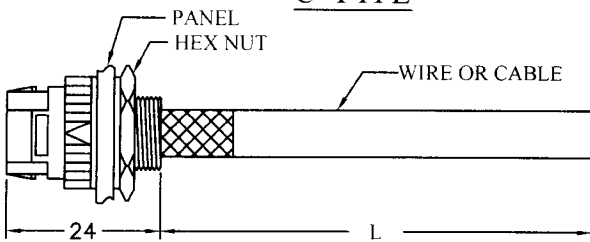
**A TYPE (MOLDING)**



**B TYPE (MOLDING)**



**C TYPE**



UNIT:mm

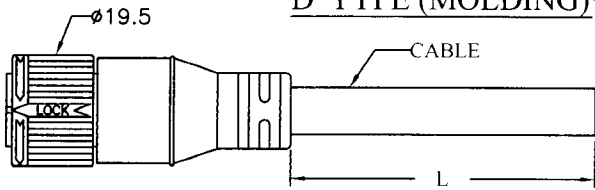
**ORDERING CODE**

WP 03 A A18 L1000 A - TXX  
 1 2 3 4 5 6 7

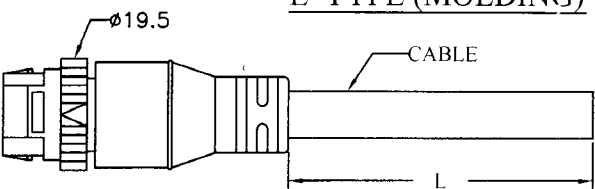
1. SERIES
2. CONTACT NO. OF
3. CONTACT PLATED  
 A=GOLD FLASH (STANDARD)  
 B=GOLD 5u"  
 C=GOLD 10u"
4. WIRE AWG OPTION
5. WIRE LENGTH
6. ASSEMBLY TYPE OPTION  
 TXX=STRIP/TIN LENGTH  
 SXX=HALF STRIP LENGTH  
 NXX=STRIP W/O TIN PLATED LENGTH
7. WIRE END OPTION

REMARK: Please provide drawing if require special specification.

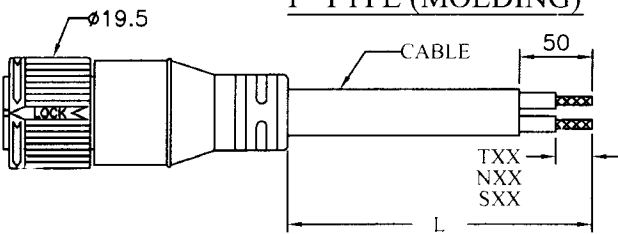
**D TYPE (MOLDING)**



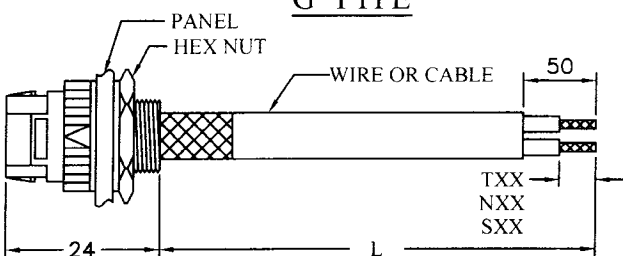
**E TYPE (MOLDING)**



**F TYPE (MOLDING)**



**G TYPE**



**H TYPE (MOLDING)**

