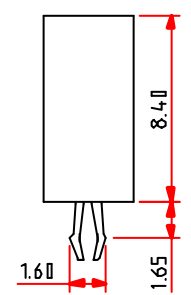
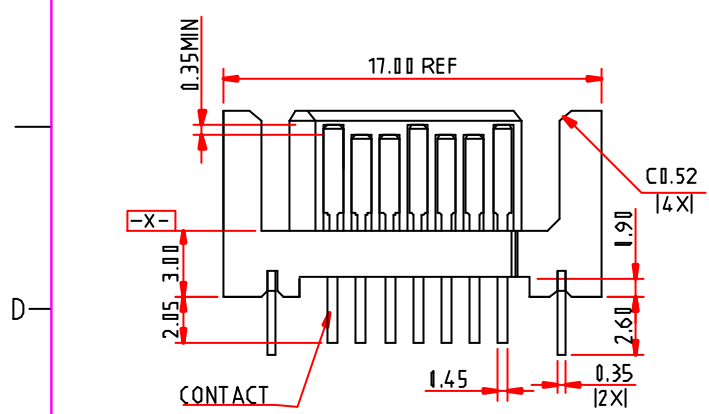
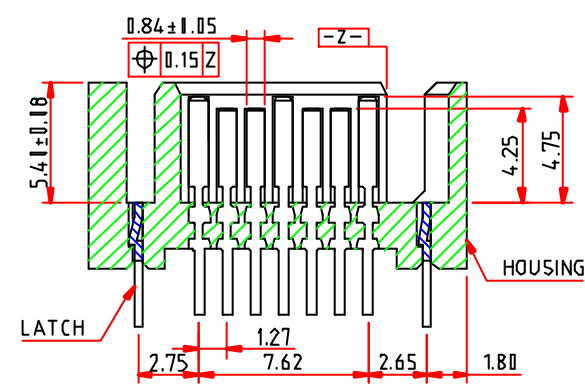
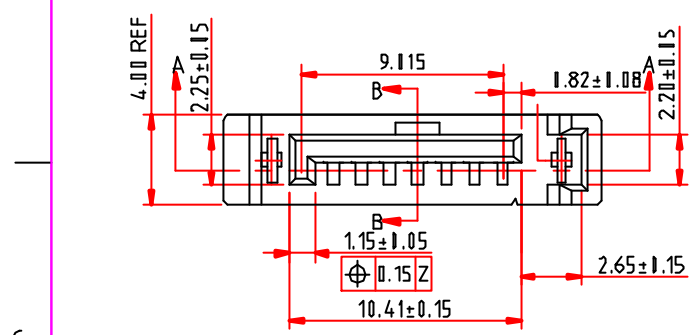
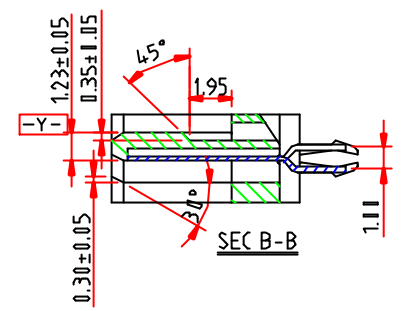
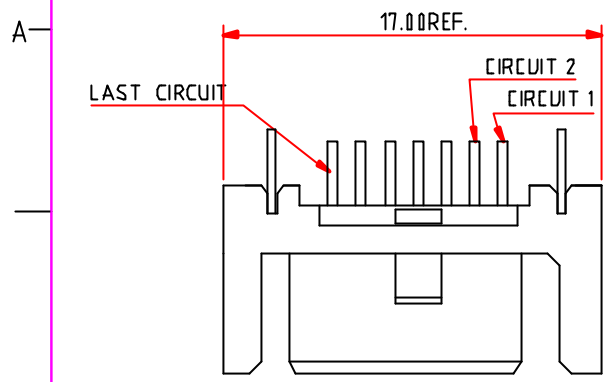
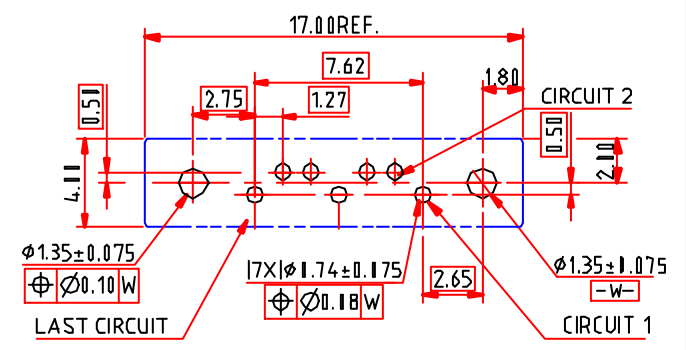


REV	ECN. NO.	APPD.
A	DC14071	T.K MENG 8/7/2004

- NOTES:
- 1.DIMENSION SHALL BE INTERPRETED PER ANSI Y14.5M-1994.
 - 2.ALL DIMENSIONS ARE MILLIMETERS WITH INCH EQUIVALENTS SHOWN IN BRACKETS.
 - 3.ACCEPTABLE P.C.B. THICKNESS: 1.57 ± 0.10 mm.
 - 4.PRODUCT NO. MATRIX : A200-07-1-x



07: 7 POS.
 MATING AREA PLATING:
 2: GOLD FLASH $3 \sim 5 \mu$ "
 8: 15 μ " MIN. GOLD
 1: ROW TO ROW=1.1 mm



RECOMMENDED P.C.B. LAYOUT

X.±	.X± 0.25	.XX± 0.15	NAME<INTENDED USE> SERIAL ATA	
X*.± 1*	.X*±	.XX*±	PART NO.<INTENDED USE> A200-1 SERIES	
UNITS: mm	DATE: 8/1/2004		TITLE: CUSTOMER DWG. 7 POS. VERTICAL T/H. HOST PLUG	
MAT'L			DWG NO. 010-0103-820	
			APPD: T. K MENG	SCALE SHEET REV N/A 1/1 A
			CHKD: GUOCHAO YAN	
			DR: TANG HAI QING	