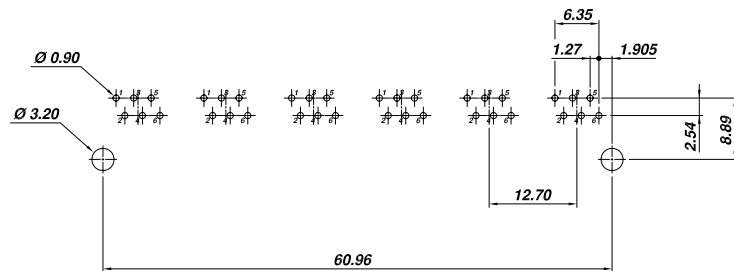
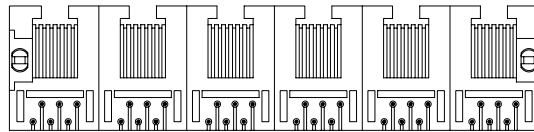
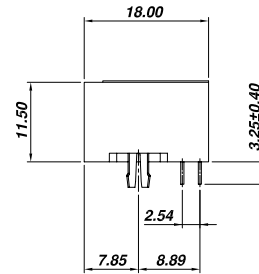
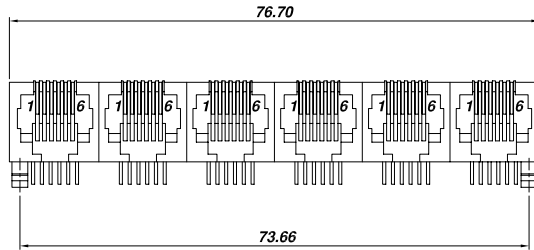


RoHS Compliant



PCB LAYOUT
(Top View)

SPECIFICATION :

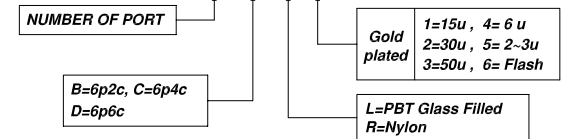
1. Electrical Char.

- Insulation Resistance : 500M-Ohm Min. 500V DC. for 1 minute.
- Contact Resistance : 30milli-Ohm Max.
- Rating Current : 1.5A Max.
- Rating Voltage : 150V AC.
- Dielectric Voltage : 1,000 Vrms at 1MA 60 Sec. Min.

2. Physical char.

- Housing (Option) : For Waving Soldering Process
- PBT Glass Filled (UL 94V-0), Soldering Temperature: 235°C for 5 Sec.
- Nylon (UL 94V-0), Soldering Temperature: 260°C for 5 Sec.
- Color : Black Color
- Spring Wire :
 - 0.45mm Dia. Phosphor bronze Gold Plating Over Nickel
- Temperature Range : - 40°C / +85°C
- Durability : 750 Mating cycles Min.

AJ-019-16-6-X-XX



ALLSUN CORPORATION

9FL, NO. 292 SEC. 7 CHENG TEH ROAD, TAIPEI TAIWAN.
E - mail Address : allsun @ globalsources. com

TITLE
1x6 6 POSITIONS
VERY LOW PROFILE GANG PCB JACK
UL & cUL FILE NO. E131820

MODULAR JACKS ASSY FOR
AJ-019-16-6-X-XX

SCALE SIZE DWG. NO. 9667 SERIES

DWG. NO.

AST019A18-1

NOT SCALED DRAWING	TOLERANCE UNLESS OTHERWISE NOTICE	INCH	MM	DR.	DATE
	LINEAR	.00±0.01 .000±0.005 .0000±0.002	.00±0.25 .000±0.13 .0000±0.05	Steven	MAY-31 '13
	ANGLE +0° 30'	RADII	+0.45 -0.15	John	MAY-31 '13
				Billy	MAY-31 '13